

CEC Title 24 (CEC-400-2015-038-CMF 2016 REFERENCE

APPENDICES JA8 and JA10) Test Report

For

L-TECH CORPORTION

(Brand Name: L-TECH CORP)

SHAOGANGTOU DISTRICT.QIAOTOU TOWN.DONGGUAN
CITY.GUANGDONG PROVINCE,CHINA

LED Luminaires

Model name(s): LRKT411W-2790

Model Different: N/A

Test & Report By:

Review By:

Engineer: Johnson Sun

Manager: Tommy Liang

Date: Dec.28,2016

Update: Jan.03,2017

Note: This report does not imply product certification, approval, or endorsement by NVLAP, NIST, or any agency of the Federal Government.

Laboratory: Standard-Tech Co. Ltd Testing Center
NVLAP CODE: 201011-0

Report Format Number STD/QR4909-A/2

Address: Standard-Tech Building, No.6 Guanhong Road,Guangzhou Science City, Guangzhou 510663, China

Tel: 8620-3229 0320 Fax: 8620-32290422 <http://www.standard-tech.com>


Laboratory Information:

Name of Test Laboratory	Standard-Tech Co. Ltd
Date of Test Report	Dec.28,2016
Test Report No.	GZE161261-G
Laboratory Contact Name	Tommy Liang

Product Information:

Organization Name	L-TECH CORPORTION	
Brand Name	L-TECH CORP	
Model Number	LRKT411W-2790	
SKU (if available)	N/A	
Type of Luminaire (for integral lamps, list base type and lamp type)	LED Luminaires	
Rated Voltage / Frequency	120Vac, 60 Hz	
Nominal Power	8W	
Rated Initial Lamp Lumen	--	
Declared CCT	2700K	
LED Manufacturer	EVERLIGHT ELECTRONICS CO.,LTD	
LED Model	62-217D	
Sample Number	GZE161261-G1, 4-12	
Luminaire Aperture (for downlights)	--	in.
Luminaire Length	--	mm
Luminaires Width	--	mm
Number of Units (modular products)	N/A	s

Photo



Laboratory: Standard-Tech Co. Ltd Testing Center
NVLAP CODE: 201011-0

Report Format Number STD/QR4909-A/2

Address: Standard-Tech Building, No.6 Guanhong Road,Guangzhou Science City, Guangzhou 510663, China

Tel: 8620-3229 0320 Fax: 8620-32290422 <http://www.standard-tech.com>

Test Specifications:

Date of Receipt	Dec.22,2016
Date of Test	Dec.23,2016
Test item	<ol style="list-style-type: none"> 1. Total Luminous Flux 2. Luminous Distribution Intensity 3. Luminous Efficacy 4. Correlated Color Temperature 5. Color Rendering Index 6. Chromaticity Coordinate 7. Electrical Parameters 8. Start Time 9. In-Situ Temperature 10. Dimming, Reduced Flicker Operation and Audible Noise
Reference Standard	<ol style="list-style-type: none"> 1. IES LM-79-2008 Electrical and Photometric Measurements of Solid-State Lighting Products 2. ANSI C78.377-2008 Specifications for the Chromaticity of Solid State Lighting Products 3. CIE 13.3-1995 Method of Measuring and Specifying Colour Rendering Properties of Light Sources 4. CIE 15-2004 Technical Report Colorimetry 5. IESNA LM-16-93 Practical Guide to Colorimetry of Light Source 6. IESNA TM-16-05 Technical Memorandum on Light Emitting Diode (LED) Sources and Systems 7. Joint Appendix JA8-2016 8. Joint Appendix JA10-2016 9. ENERGY STAR Program Requirements Product Specifications for Lamps 1.1

Test Methods

1. Chromaticity Measurement – Sphere-Spectroradiometer Method:
 Chromaticity parameters were measured using an integrating sphere, a spectroradiometer and software. The ambient temperature condition inside the sphere was maintained at 25°C ± 1°C. The sample measurements were made using a spectroradiometer connected by a fiber optic cable and detector through the detector port of the integrating sphere. The sample was operated at 120 or rated Volts AC, 60Hz. It was stabilized before measurement was made. Chromaticity coordinates, correlated color temperature and color rendering index were calculated from the spectral power distribution taken at 5 nm intervals over the range of 380 to 780 nm.

2. Electrical Measurements:

Electrical parameters were measured using power meters incorporated in goniophotometer or sphere-spectroradiometer system. The ambient temperature surrounding the sample was maintained at $25^{\circ}\text{C} \pm 1^{\circ}\text{C}$. The sample was operated at 120 (or rated) Volts AC, 60Hz. It was stabilized before measurement was made. Voltage, frequency, current, power, power factor and total harmonic distortion were measured by and read from the power meter.

DRAFT

Laboratory: Standard-Tech Co. Ltd Testing Center
NVLAP CODE: 201011-0

Report Format Number STD/QR4909-A/2

Address: Standard-Tech Building, No.6 Guanhong Road, Guangzhou Science City, Guangzhou 510663, China

Tel: 8620-3229 0320 Fax: 8620-32290422 <http://www.standard-tech.com>

2.1 Electrical, Photometric and Chromaticity Measurements

Test date	2016-12-23	Test Ambient:	25.2 °C
Test Orientation	As intended	Stabilization Time (min)	90
Model Number	LRKT411W-2790		

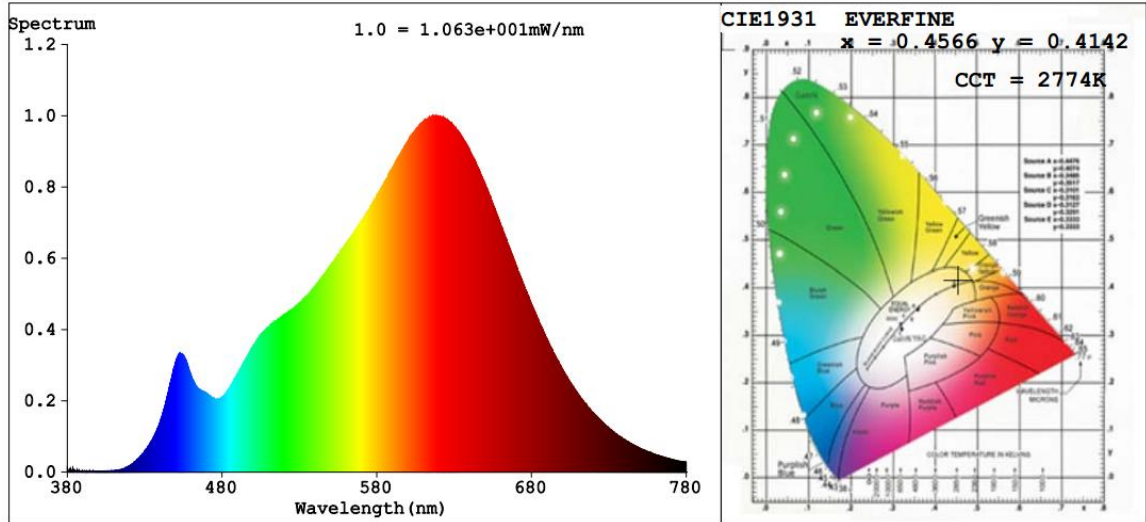
Electrical Measurement:

Sample No.	Voltage (Vac)	Frequency (Hz)	Current (A)	Power (W)	Power Factor
GZE161261-G1	120.0	60	0.0716	8.536	99.28%

Chromaticity Measurement - Sphere-Spectroradiometer Method:

Parameter	Result	Special Color Rendering Indices			
Test Voltage (V)	120.0	R1	91	R9	50
Frequency (Hz)	60	R2	96	R10	91
CCT (K)	2774	R3	98	R11	92
Duv	0.0016	R4	91	R12	85
Chromaticity (x, y)	x=0.4566 y=0.4142	R5	91	R13	92
Chromaticity (u', v')	u'=0.2588 v'=0.5282	R6	97	R14	100
Color Rendering Index (CRI)	91.2	R7	90	R15	85
R9	50	R8	76	--	--
Total Luminous (lm)	501.2				
Luminous Efficacy (lm/W)	58.72				

Spectral Power Distribution & Chromaticity Diagram



DRAFT

Laboratory: Standard-Tech Co. Ltd Testing Center
NVLAP CODE: 201011-0

Report Format Number STD/QR4909-A/2

Address: Standard-Tech Building, No.6 Guanhong Road, Guangzhou Science City, Guangzhou 510663, China

Tel: 8620-3229 0320 Fax: 8620-32290422 <http://www.standard-tech.com>

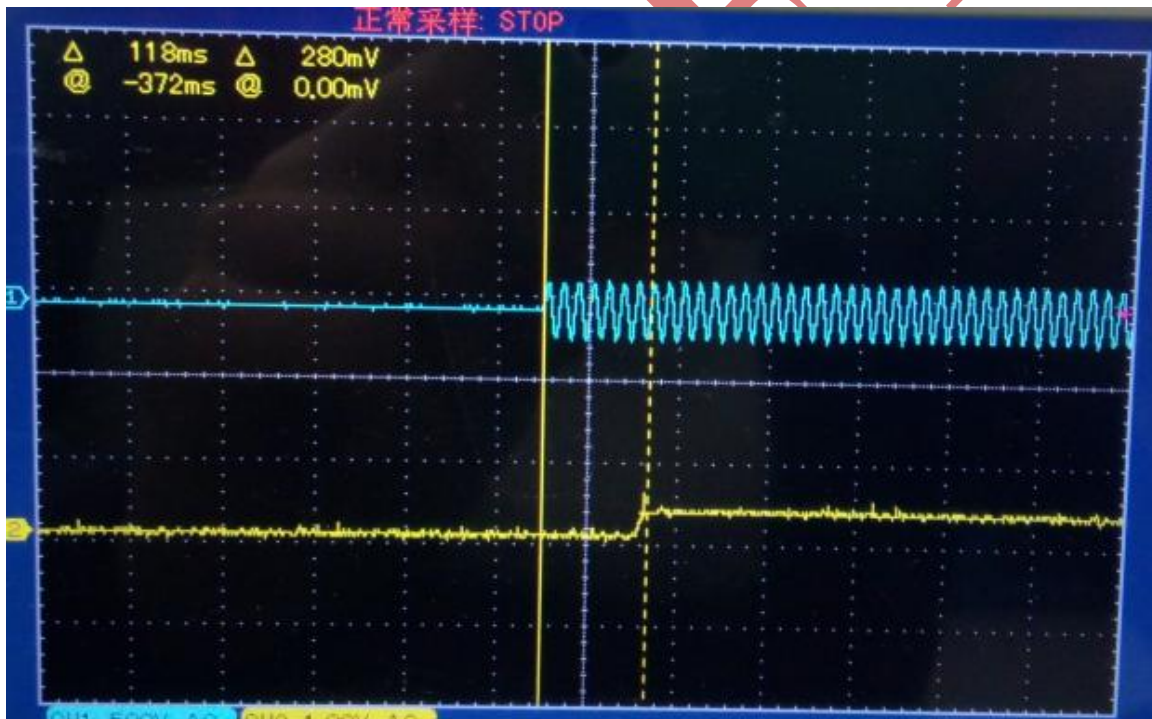
2.3 Start Time Test

Test date	2016-12-23	Test Ambient:	25.2 °C
Test Orientation	As intended	Stabilization Time (min)	90
Model Number	LRKT411W-2790		

Electrical Measurement:

Sample No.	Start Time (ms)
GZE161261-G1	118
GZE161261-G4	102
GZE161261-G5	94
Average	105

Graph (Start Time):



2.4 Elevated Temperature Light Output Ratio

Test date	2016-12-23	Test Ambient:	25.2 °C
Test Orientation	As intended	Stabilization Time (min)	90
Model Number	LRKT411W-2790		

Sample No.	Measured Flux at 25 deg C, Lux	Measured Flux at 45 deg C, Lux	Ratio
GZE161261-G1	458	426	93.01%

DRAFT

Laboratory: Standard-Tech Co. Ltd Testing Center
NVLAP CODE: 201011-0

Report Format Number STD/QR4909-A/2

Address: Standard-Tech Building, No.6 Guanhong Road, Guangzhou Science City, Guangzhou 510663, China

Tel: 8620-3229 0320 Fax: 8620-32290422 <http://www.standard-tech.com>

2.5 In-Situ Temperature Measurement Test (ISTMT)

Test date	2016-12-23	Test Ambient:	25.2 °C
Test Orientation	As intended	Stabilization Time (min)	90
Model Number	LRKT411W-2790		

Electrical Measurement:

Input Vol./Frequency	120 V / 60 Hz		Output Current of Single LED(mA)	121.3	
Sample No.	LED Package Model	Maximum Measured LED Ts Point Temperature (°C)	Maximum LED Ts Point Temperature Limited (°C)	Maximum Measured LED Driver Td Point Temperature (°C)	Maximum LED Driver Td Point Temperature Limited (°C)
GZE161261-G1	62-217D	53.0	105	48.9	105
GZE161261-G4		51.5		47.6	
GZE161261-G5		50.8		45.2	
GZE161261-G6		52.6		46.3	
GZE161261-G7		51.9		49.1	
GZE161261-G8		53.4		48.4	
GZE161261-G9		50.7		47.5	
GZE161261-G10		52.2		48.0	
GZE161261-G11		50.8		49.2	
GZE161261-G12		53.3		46.4	

Results

Time (t) at which to estimate lumen maintenance (hours):	36,000
Lumen maintenance at time (t) (%):	78.12%
Reported L70 (hours):	51,000

2.6 Dimming, Reduced Flicker Operation and Audible Noise

Test date	2016-12-23	Test Ambient:	25.2 °C
Test Orientation	As intended	Stabilization Time (min)	90
Model Number	LRKT411W-2790		

Electrical Measurement:

Dimmer Model	LEVITON MFG CO INC (E31373), Cat. No. 6681		
Sample No.	Input	Dimming (100%)	Dimming (<10%)
		Luminous flux (lm)	Luminous flux (lm)
GZE161261-G1	120.0 V / 60 Hz	501.2	43.9
GZE161261-G4	120.0 V / 60 Hz	514.9	45.1
GZE161261-G5	120.0 V / 60 Hz	492.6	42.7
		Dimming (100%)	Dimming (20%)
Sample No.	Input	Peak Noise Reading (dBA)	Peak Noise Reading (dBA)
GZE161261-G1	120.0 V / 60 Hz	18.3	17.5
GZE161261-G4	120.0 V / 60 Hz	17.9	17.0
GZE161261-G5	120.0 V / 60 Hz	18.0	17.2

Dimming Level	100% Dimming Level	20% Dimming Level	Nominal Dimming Level
Maximum Light Output (Volts)	24.8	25.6	24.8
Minimum Light Output (Volts)	23.2	23.2	23.6
Percent Flicker (Unfiltered)	3.33%	4.92%	2.48%
Percent Flicker (1000Hz cut-off)	2.67%	3.71%	1.48%
Percent Flicker (400Hz cut-off)	2.49%	3.19%	1.21%
Percent Flicker (200Hz cut-off)	2.15%	2.83%	1.10%
Percent Flicker (90Hz cut-off)	1.48%	1.95%	0.73%
Percent Flicker (40Hz cut-off)	0.65%	1.06%	0.49%

Laboratory: Standard-Tech Co. Ltd Testing Center
 NVLAP CODE: 201011-0

Report Format Number STD/QR4909-A/2

Address: Standard-Tech Building, No.6 Guanhong Road, Guangzhou Science City, Guangzhou 510663, China

Tel: 8620-3229 0320 Fax: 8620-32290422 <http://www.standard-tech.com>

3. Test Equipment

Equipment ID	Equipment Name	Last Calibration Date	Next Calibration Date
ST-R-336	2 meter Integrating Sphere	2016-07-01	2017-06-30
ST-R-331	Spectral analysis system HAAS-2000	2016-07-01	2017-06-30
D204	Standard Lamp	2016-07-01	2017-06-30
PF2010	Power Meter for Integrating Sphere	2016-07-01	2017-06-30
EE-015	Flux Meter	2016-07-01	2017-06-30
ST-R-277	Oscillograph	2016-07-01	2017-06-30
ST-R-EM01	Surge Generator	2016-07-01	2017-06-30
ST-R-EM02	EMC Coupler/Decoupler Module	2016-07-01	2017-06-30
Uncertainty: Photometric Measurement (Sphere):1.74% Chromaticity Measurement(Sphere):14.3K			

******* END OF REPORT *******

DRAFT